



**DIGITAL &
COMPUTER-TO-PLATE
PRINTING
MADE EASY!**

T-Minus

5

An **easy**
to use
interface.

4

The **fast**
way to
transfer
files.

3

Protected
with **secure**
encryption.

2


A **reliable**
service.

1

Totally and
completely **free.**

We are

Go For Launch!



**PLUM GROVE
PRINTERS**

"The One-Stop Print Shop"

What is LAUNCH! Web Helper?

LAUNCH! Web Helper is our free file compression/file transfer tool. It enables you to send us your print-ready files right from your computer.

The benefits of LAUNCH! Web Helper

Easy to use!

We take the degree of automation you expect when printing to your local printer and combine it with the quality of our full-service print shop. Once installed, anyone who knows how to print to the home or office printer can use LAUNCH! Web Helper. And, because it integrates seamlessly with all common applications, it's not an extra step—it's a time-saver.

Save time!

Your job becomes one manageable PDF file and the soft proof means no shuttling paper proofs back and forth. It's possible to have your job on the digital press the same day!

Keep your jobs secure!

We know many of our customers are apprehensive about sending files over the Web. LAUNCH! Web Helper will protect your file with PKZip's encryption to ensure its safe delivery.

Reliable file transfers means less worry for you!

With significantly less possibility of file corruption (compared to attaching your files to an email) and the online form to capture your job ticket information, LAUNCH! Web Helper ensures we get everything we need and you get peace of mind.

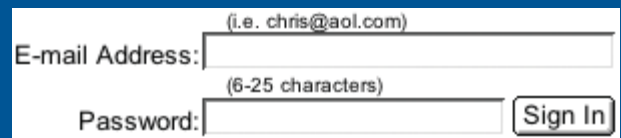
Pay nothing! It's free!

We believe LAUNCH! Web Helper will make your printing jobs easier for you to send and for us to process. We can't put a price on this kind of convenience.

We are committed to your satisfaction and will walk you through the installation over the phone or schedule a time to visit and do an installation and demonstration at your office—completely free of charge. Please call us if you have any questions.

How to setup and use LAUNCH! Web Helper

1 Sign up for an account at plumgroveprinters.com



E-mail Address:
Password:

2 Download and install the LAUNCH! Web Helper.

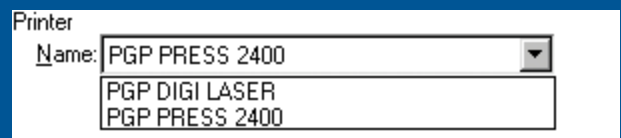


Mac



PC

3 When you're ready to send us your file, print to PGP Press (for press jobs) or PGP DIGI LASER (for digital copier jobs).



Printer Name:

4 On our site, fill out a job ticket, review and accept your proof.

You'll have your job printed, trimmed and sent in record time!

For online instructions for the installation and use of LAUNCH! Web Helper, go to www.plumgroveprinters.com and click the link on the bottom:

[Send Us Your Print-Ready Files]



Your One-Stop Print Shop
Art & Design Studio • Quick Printing
Digital Printing • Commercial Printing
Bindery & Mailing

2160 Stonington Ave • Hoffman Estates, IL 60195 • 847-882-4020 • www.plumgroveprinters.com

Copyright © Plum Grove Printers, 2003. LAUNCH! Web Helper is a copyright of PagePath Technologies, Inc. and is used with permission.