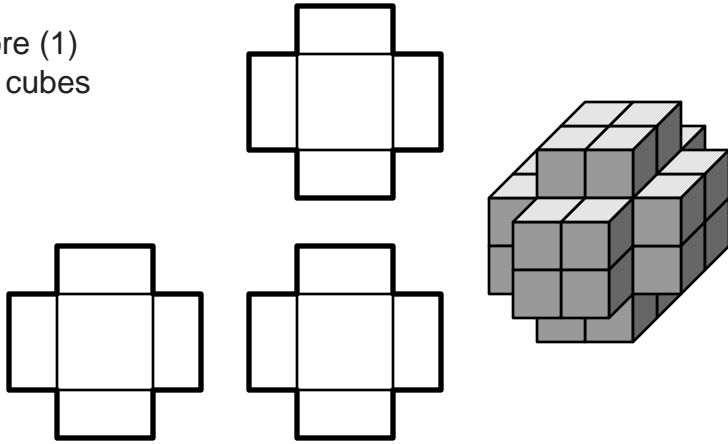
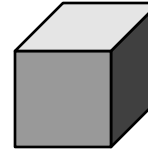


Core (1)
32 cubes

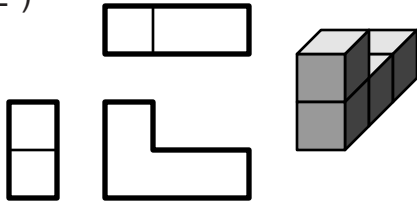


Cube Size
between .75" and 1.5";
1", ideally



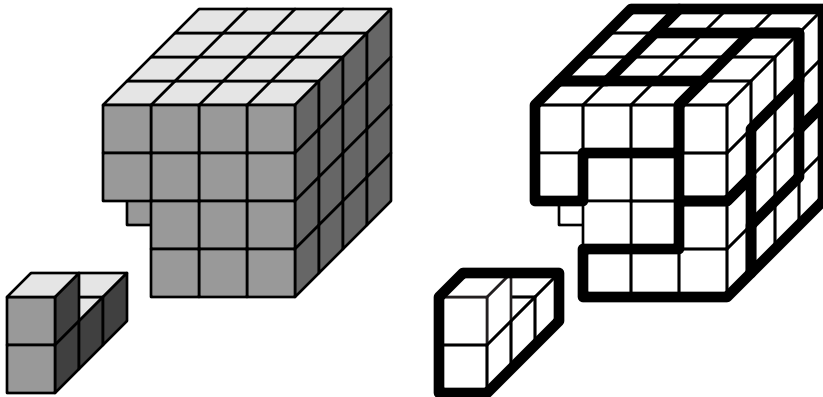
Puzzle Piece (12*)
4 cubes each

* only 8 are needed
to complete the puzzle;
the extra 4 allow for
more than one "solution"



Structural Solution

There are multiple ways to arrange
the puzzle pieces around the core.



Possible Faces

These are a few examples.
There are 3 dyes,
red, yellow, and blue,
as well as the silver
of the anodized aluminum.

